



GENERATE REVENUE

SAS CLAW ENGINE PULLER FOR AUTO RECYCLERS



INCREASE YOUR CASH RECOVERY FROM YOUR RECYCLING OPERATION

GENERATE REVENUE:

- 30%* more revenue per lb. on scrap engines & transmissions than whole car bodies.
- PULL ENGINES / TRANSMISSIONS IN 1 MINUTE* Sell cast iron & aluminum for a premium.
- 1000%* more revenue per lb. on wire harness / looms from engine compartment & dash.
- Break out aluminum EVAPORATOR cores quickly with the forks.
- MOVE CARS & crushed stacks from the side as SAS CLAW™ folds up out of the way.
- FILL YOUR RECYCLING CONTAINERS simply by using the claw. No duplicate handling.

ENGINEERED & BUILT FOR OPTIMUM PERFORMANCE:

- SAFETY is paramount in this design. Operator uses claw from the cab, no torches, no personnel needed to hook up chains to pull or move engines. Safer, quicker & less costly removal of engines & transmissions.
- QUICK CYCLE TIME with 3/4" ID main lines & 1/2" ID cross link for high volume hydraulic hoses.
- PROTECTED hydraulic hoses & cylinders to minimize potential damage from sharp objects.
- LOAD / UNLOAD CRUSHERS & smash roofs with confidence with our heavy duty construction.
- ENGINEERED TOUGH for continuous prying & breakout force use & DURABILITY.
- BUILT WITH SOLID STEEL high strength blades & carriage skid plates for extended service.
- SERVICEABLE for long life. Skid plates can be replaced in 1 hours, blades in 3 hours.
- CLEAN UP of ground debris is a snap with optional center plow blade.

SAS FORKS are trusted to handle over 12 Million lifts annually!

BEST SUITED FOR:

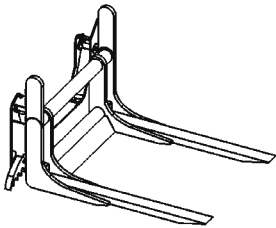
- 28,000 to 48,000 lbs. wheel loader curb weight with 3rd hydraulic spool $\leq 4,000$ PSI & $\geq 3/4$ " ID hydraulic line.
(*estimated on average)



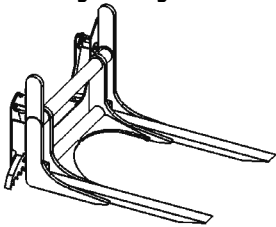
GENERATE REVENUE

SAS CLAW ENGINE PULLER FOR AUTO RECYCLERS

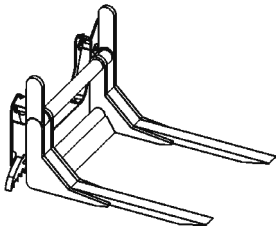
1) Heavy Duty with Center Plow



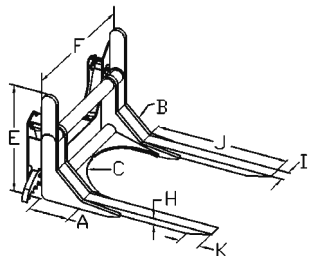
2) Heavy Duty with Side Pressure Plates



3) Heavy Duty with 45° Plates & Center Plow



4) Heavy Duty with 45° Plates & Side Pressure Plates



Item	Standard				Options
	1	2	3	4	
CARRIAGE STYLE	1	2	3	4	
A-HEAVY LIFTING	best	best	good	good	
<small>(1 & 2 have 4" less of load offset than 3 & 4, thus allowing a greater overall lift capacity)</small>					
B-DOOR PROTECTION					
Steel 45° Rocker Plate	no	no	yes	yes	
Rubber Rocker Bumper	no	no	no	no	yes
C-CARRIAGE CENTER					
Center Clean Up Plow	yes	no	yes	no	
Side Pressure Plate	no	yes	no	yes	
D-EXTENDED SERVICE					
Carriage Skid Plates	yes	yes	yes	yes	
E-LOAD TIP BACK PROTECTION					
Back Height	48"	48"	48"	48"	60"
F-LOAD STABILIZATION					
Carriage Width	63"	63"	63"	63"	
Fork Spacing	60"	60"	60"	60"	
<small>Outside to Outside</small>					
G-Blade Solid Steel	Forged	Forged	Forged	Forged	A514
H-Blade Thickness	3"	3"	3"	3"	3" 4"
<small>3x6 blades: Loader <35,000#/ 3x8 blades: Loader <50,000#/ 4x10 blades: Loader <70,000#</small>					
I-Blade Width	6"	6"	6"	6"	8" 10"
J-Blade Useable Length	72"	72"	72"	72"	79"
<small>Useable Fork Length is determined by:</small>					
<small>1, 2 measure from vertical face of the carriage to the tip (Max 79")</small>					
<small>3, 4 measure from bottom of 45° plate to tip of the fork (Max 79")</small>					
K-Blade Taper Length	12"	12"	12"	12"	
L-Blade Taper Facing	down	down	down	down	up
M-Installation Pins	no	no	no	no	yes
N-Color	Yellow				
Customer Sign X:	_____				Date: ___/___/___
Print Dealer Contact Person:	_____				
<small>Measurements may vary for engineering, if critical please note as "critical" above.</small>					

Contact your local dealer:

BWQ:

S.A.S. of Luxemburg, Ltd.
 133 Center Drive, Hwy 54
 Luxemburg, WI 54217-0260
 Phone: 920-845-2198
 Fax: 920-845-2309
 Paul's Email: psecker@sasforks.com
 Adam's Email: alindley@sasforks.com
 Jamie's Email: jwotruba@sasforks.com
 Web Site: www.sasforks.com

CAPACITY CONSIDERATIONS Load Center:
 Max Load desired? _____ # @ _____
 Machine capacity? _____ # @ _____
 Machine curb weight? _____ #
 Breakout force? _____ #

TOOL OR PALLET POCKET RESTRICTIONS
 Pocket Spacing: Outside to outside _____"
 Pocket Opening: Height _____" Width _____"

MACHINE: Make _____ Model _____
 Serial # _____

Attachment: 3 Pin, 4 Pin, Quick Coupler:
 Mfg _____ Series _____ S/N _____